

500

You are. We car.



You are.

"I'm looking for a car, my first car.
There are many sorts of cars, but none to my liking.
Is there a way I can make one for myself?
I launch my message, hoping maybe someone can help me
find the car that's right for me...."

By Giovanni '87

We car.

Here's the 500. Ready to go.

You are.

"It will be wonderful to see all those colourful
five hundreds wriggle their way through city traffic!"
By Letizia '69



We car.

The 500 comes in a range of 8 pastel colours, 3 metallic
colours plus exclusive Funk White with pearly effects.

You are.

"What about fitting them up with
smart-looking alloy wheels?"
By Lux '65



432 (15")



420 (16")



43I (15")



42I (16")



435 (16")

We car.

Choice of 5 alloy wheels.
Sport & Lounge models only.

You are

“Those who love the tenderness of small, special things will love the 500, and they’ll want something to characterise it...”

By Daniele '75

We car.

Sport Kit.
Body styling kit, low-set bumper at front,
exclusive seats and interior colours,
and much more for a spirited, sporty look.



We car.

Chrome Finish.
Chromed wing mirror covers, chromed inserts in
front and rear bumpers, chromed moulding along
engine bonnet and a host of other stylish details,
for you to pick from.

We car.

Recommended leather steering-wheel and gearlever knob combinations.



I



2



I Coat hanger.

2 Fragrance dispenser.

3 Support for iPod and mobile phone.

3



We car.

I Blue&Me™ steering-wheel mounted controls.

2 Interscope Sound System.*

*Not available on Pop.




I






2



Technical specifications

Engine	I.2 Pop	I.4 I6v Sport	I.4 I6v Lounge
			
No. of cylinders, arrangement	4. inline, transversely mounted at the front		
Bore x stroke (mm)	70.8 x 78.9	72.0 x 84.0	
Displacement (cc)	I242	I368	
Eco level	Euro 4		
Emission control	Three way catalyst in engine compartment, 2 lambda probes, EOBD		
Compression ratio	11.1 : 1	10.8 : 1	
Max. power output: kW-EC at rpm	51 kW @ 5500 rpm	73.5 kW @ 6000 rpm	
Peak torque: Nm-EC at rpm	102 Nm @ 3000 rpm	131 Nm @ 4250 rpm	
Timing system (control)	I OHC (with mechanical tappets)	2 OHC's (finger rocker arms with hydraulic tappets)	
Fuel feed	Timed, sequential electronic MPI		
Ignition	Electronic, static advance, integrated with the injection system		



	I.2 Pop	I.4 I6v Sport	I.4 I6v Lounge
			
Drive	Front		
Clutch control	Self-adjusting mechanically controlled device without pedal idle travel		
Gearbox, no. of gears	5 + reverse	6 + reverse	

Steering system

Type	Rack and pinion with Dualdrive electrical power steering		
Steering diameter (m)	9.2	10.6	

Brakes

Brakes	ABS with EBD		
Front:	Disc (240 mm)	Ventilated disc (257 mm)	
Rear:	Drum (180 mm)	Disc (240 mm)	




Suspension system

Front:	Independent wheel McPherson set-up with lower wishbones anchored to a subsidiary cross-member, stabiliser bar connected to shock absorber (Special springs for I.4 I6v version)
Rear:	Wheels interconnected by means of torsion beam

Wheels

Pop	I75 / 65 R I4 Steel		
Lounge / Sport		I85 / 55 R I5 Alloy	
Spare wheels	I35/80 R I4 Steel		



	I.2 Pop	I.4 I6v Sport	I.4 I6v Lounge
			
Dimensions			
Length (mm)		3546	
Width (mm)		1627	
Height (mm)		1488	
Wheelbase (mm)		2300	
Track: front (mm)		1414	
Track: rear (mm)		1408	
Luggage space VDA (dm3)		185	


Weights		
Kerb weight DIN (kg)	865	930
Towable weight not braked (kg)	400	
Towable weight braked (kg)	800	

Tank capacity	
Fuel tank capacity (litres)	35


Battery (I2v)	
Capacity (Ah)	50

Performance		
Top speed (km/h)	160	182
Acceleration (sec.): 0 to 100 km/h	12.9	10.5

Fuel consumption			
Fuel consumption (l/100km)			
Urban	6.4	8.2	
Extra-urban	4.3	5.2	
Mixed cycle	5.1	6.3	



Styling






Body coloured bumper	•	•	•
Chromed exterior door handles	•	•	•
Steering-wheel with audio controls	•	-	-
Leather steering-wheel with audio controls	0	•	•
Body coloured wing mirrors with electronic adjustment, defrosting function and exterior temperature sensor	•	•	•
Darkened rear windows and backlight	-	•	-
Leather gearlever knob	-	•	•
Chrome kit: side windows contours with chrome inserts, chrome exhaust pipes, chrome inserts in front and rear bumpers, chrome crown on gearlever	-	-	•
Sport kit: sport seats with special foamed padding, rear spoiler, specific interior colours and fabrics, chromed exhaust pipes, chrome insert in door sills	-	•	-

• = Standard - = Not available 0 = Optional






Comfort

	I.2 Pop	I.4 I6v Sport	I.4 I6v Lounge
			
Fiat CODE (electronic antitheft)	•	•	•
Athermic windows	•	•	•
Instrument cluster with rev counter	•	-	•
Instrument cluster with sporty graphics	-	•	-
Height-adjustable front head restraints	•	•	•
Steering wheel adjustable for height	•	•	•
Dual-drive power steering	•	•	•
Power windows and centralised locking	•	•	•
“Follow me home” headlamps	•	•	•
Fuel tanks plug with lock	•	•	•
Backlight washer/wiper and heated backlight	•	•	•
Trip computer	•	•	•
Remote door opening/locking	•	•	•
Courtesy handle on passenger side	•	•	•
Cigarette lighter	•	•	•
Luggage compartment lighting	•	•	•
Sun visor with light and courtesy mirror	-	-	•
4-speed heating and ventilation system	•	•	•
Air conditioning	•	•	•
Fixed glass sunroof with sunblind	-	-	•
Driver’s seat adjustable for height	•	•	•
Passenger seat with oddments compartment under the cushion	-	•	•
Pocket in passenger seatback	-	•	•
Rear seat with (50/50) split back with head restraints adjustable for height	•	•	•

• = Standard - = Not available 0 = Optional



Safety

	I.2 Pop	I.4 I6v Sport	I.4 I6v Lounge
			
	POP	SPORT	LOUNGE
ABS + EBD	•	•	•
Dual stage driver and passenger airbags	•	•	•
Sidebags	•	•	•
Window bags	•	•	•
Knee bag	•	•	•
Controlled deformation front structure	•	•	•
Bodywork with high-strength steel elements (Dualphase)	•	•	•
Pedal box support with predetermined break pattern in a crash	•	•	•
Fire prevention system (FPS)	•	•	•
Adjustable headlamps	•	•	•
Front seat belts with pretensioner, load limiter and back sensor at front	•	•	•
Front and rear seats with antisubmerging cross-member	•	•	•
Isoclix attachments for child seats	•	•	•
Daytime running lights (DRL)	•	•	•
Lane changing indicator	•	•	•
Hazard activation (4 arrows) in panic braking	•	•	•
ESP + ASR/MSR, HBA and Hill holder	-	•	•
Fog lamps	-	•	•

• = Standard - = Not available 0 = Optional

Trim levels and options may vary in response to specific legal or market requirements. The information in this publication is purely indicative. Fiat reserves the right to make any changes to the models described in this publication at any time for technical or market reasons.

DISCLAIMER: Fiat products are distributed by Fiat Auto South Africa. Pictures are for illustrative purposes only and are not necessarily accurate. Fiat Auto South Africa reserves the right to change specifications and discontinue models and equipment without notice. FOR MORE INFORMATION CONTACT YOUR NEAREST FIAT DEALER. E & OE.

www.fiat500.com

